

Certified according to
DIN EN ISO 9001



Certificate-register-no.
QA 051007125

dobner.

Metalldeckensysteme GmbH

Everything from one single source

- Flexible production
- Fast response to requests for quotations
- All parts compatible
- Fast planning and execution
- Short Installation times

Own fied-service staff

- Consultancy on site
- Help in solving problems
- Individual customer consultancy

Modern Machinery

- Precision
- Optimum quality
- High accuracy
- Fast production

Shipping with own vehicles

- Fast and punctual delivery
- Low shipping risk
- Delivery direct to the construction site

Why choose Dobner?

- Large enough to perform demanding and one-off projects in the best possible way
- Small enough to respond fast, flexibly and with no "red tape"

Innovative staff team

- High performance and efficiency
- New ideas and approaches to solving problems
- Receptive to new approaches

Extensive manufacturing penetration and breadth

- Production of customized designs of all types
- Planning, implementation and production from one single source

Ongoing product development

- Products with modern design
- Enviroment-friendly materials
- Constant product improvements

Technical customer service

- Satisfied customers
- Fast response to enquiries and requests for quotations of all types
- Competent persons to contact

dobner.

Metalldeckensysteme GmbH



OFFICE BUILDING, ULM, GERMANY

Range of uses from A to Z

Dobner panel systems are extremely versatile, and their modular construction enables many variants to be combined with one another - particularly where a good design appearance and the right sound absorption are both important.

Because the suspension height can be infinitely varied, installations are of course possible for lights, loudspeakers, and ventilation to any required height.

dobner.

Metalldeckensysteme GmbH



Type K34

Module size 50mm
Width 34 mm
Height 12.5 mm
Thickness 0.5 mm



Type Kp34

Module size 50 mm
Width 34 mm
Height 12.5 mm
Thickness 0.5 mm



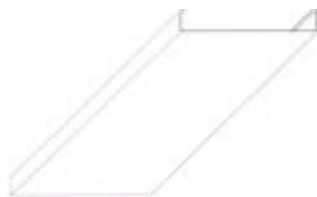
Type K30/38

Module size 50 mm
Width 30 mm
Height 38 mm
Thickness 0.5 mm



Type Kp30/38

Module size 50 mm
Width 30 mm
Height 38 mm
Thickness 0.5 mm



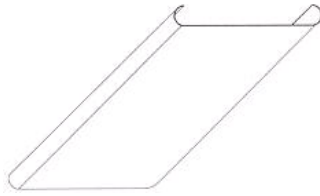
Type K84

Module size 100 mm
Width 84 mm
Height 12.5 mm
Thickness 0.5 mm




Type Kp84

Module size 100 mm
Width 84 mm
Height 12.5 mm
Thickness 0.5 mm



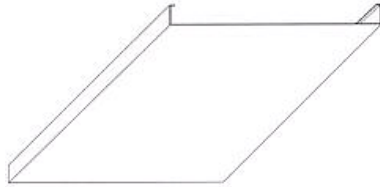
Type C84

Module size 100 mm
Width 84 mm
Height 16 mm
Thickness 0.5 mm



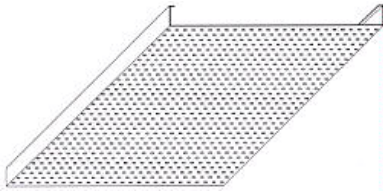
Type Cp84

Module size 100 mm
Width 84 mm
Height 16 mm
Thickness 0.5 mm



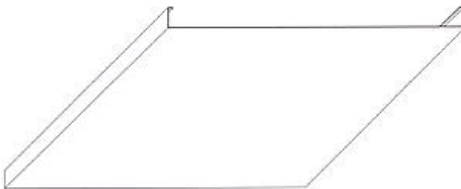
Type K134

Module size 150 mm
Width 134 mm
Height 12.5 mm
Thickness 0.5 mm



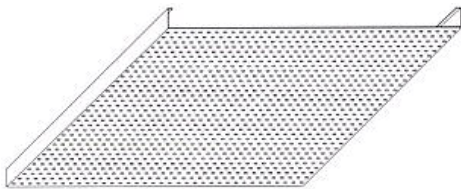
Type Kp134

Module size 150 mm
Width 134 mm
Height 12.5 mm
Thickness 0.5 mm



Type K184

Module size 200 mm
Width 184 mm
Height 12.5 mm
Thickness 0.6 mm




Type Kp184

Module size 200 mm
Width 184 mm
Height 12.5 mm
Thickness 0.5 mm



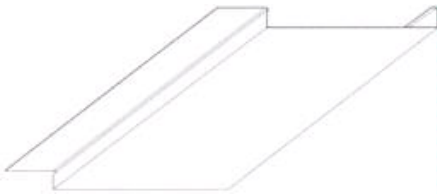
Type K284

Module size 300 mm
Width 284 mm
Height 12.5 mm
Thickness 0.7 mm




Type Kp284

Module size 300 mm
Width 284 mm
Height 12.5 mm
Thickness 0.7 mm



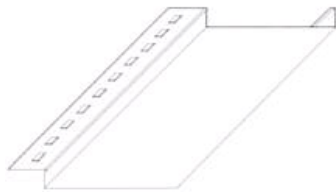
Type K100

Module size 100 mm
Width 84 mm
Height 12.5 mm
Thickness 0.5 mm




Type Kp100

Module size 100 mm
Width 84 mm
Height 12.5 mm
Thickness 0.5 mm



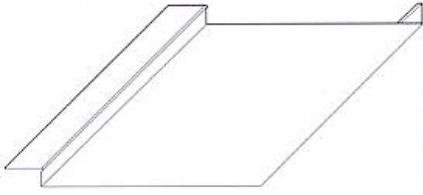
Type KI100

Module Size 100 mm
Width 84 mm
Height 12.5 mm
Thickness 0.5 mm



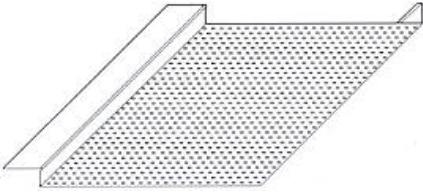
Type Kpl100

Module Size 100 mm
Width 84 mm
Height 12.5 mm
Thickness 0.5 mm



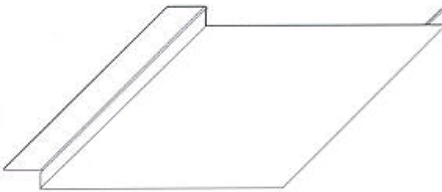
Type K150

Module Size 150 mm
Width 134 mm
Height 12.5 mm
Thickness 0.5 mm



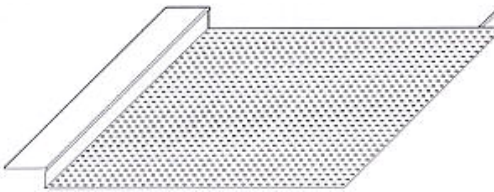
Type Kp 150

Module Size 150 mm
Width 134 mm
Height 12.5 mm
Thickness 0.5 mm




Type K200

Module Size 200 mm
Width 184 mm
Height 12.5 mm
Thickness 0.6 mm



Type Kp200

Module Size 200 mm
Width 184 mm
Height 12.5 mm
Thickness 0.6 mm



Type K300

Module Size 300 mm
Width 284 mm
Height 12.5 mm
Thickness 0.7 mm



Type Kp300

Module Size 300 mm
Width 284 mm
Height 12.5 mm
Thickness 0.7 mm



GERMAN SCHOOL, ROME, ITALY

Aluminium strip

The Aluminium strip consists of an AlMn 1 Mg 0.5 alloy to DIN 1725 H 48 and high-gloss anodised made from AL 99.85 (hard).

Behavior in fire

Non combustible construction materials, Class A to DIN 4102 (A 1, A2).

Coating

The visible face of the strips is stove enamelled and is available in all RAL colours. The polyester paint has a thickness of 20µm, is corrosion-resistant, light-fast, abrasion-resistant, frost-resistant, water-repellent, odour-free and electrostatically non chargeable.

All strips are coated with a transparent protective paint with a thickness of 5µm on the rear side.

Should you require a special shape matched uniquely to our individual requirements, we will be more than willing to submit a quotation to you.

dobner.

Metalldeckensysteme GmbH



RECEPTION HALL, ULM, GERMANY

Special components

If necessary, we can integrate customised components in our strip system (ventilation, air-conditioning systems, curtain systems ...)

Sound absorption

The room volume is increased proportionally by the open joint and additional perforation of the strips. In conjunction with the sound-absorbent material, it is possible to adapt the characteristics of the acoustic ceiling perfectly to the relevant acoustic requirements of the room.

If required, we are able to supply a sound-absorption diagram for each strip system, showing the precise characteristics of the sound-absorption curve.

dobner.

Metalldeckensysteme GmbH



Steel carrier

The mounting rail is made of galvanised sheet steel and is black stove-enamelled on both sides.

New!

The join width is infinitely variable from 4 to 50 mm.

Thickness: 0.5 mm

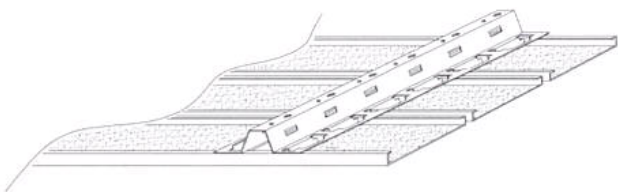
Length: max. 5000 mm

Aluminium carrier

The mounting rail is made of aluminium and is black stove-enamelled on both sides. The join width is steplessly variable from 4 to 50 mm.

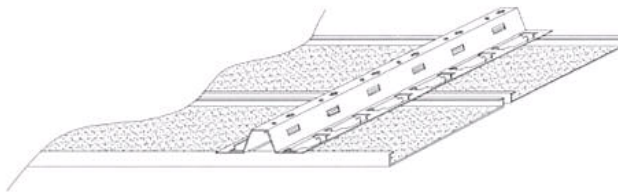
Thickness: 0.8 mm

Length: max. 5000 mm



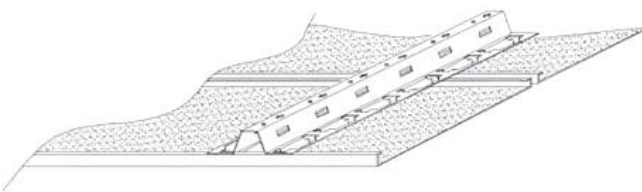
Mounting rail with strips

Type K84 / Module size 100



Mounting rail with strips

Type K 134 / Module size 150



Mounting rail with strips

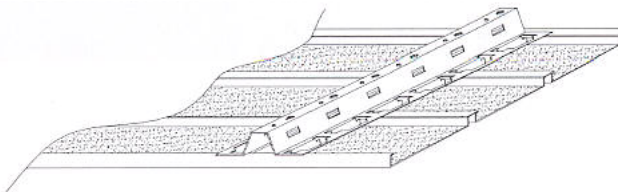
Type K 184 / Module size 200



FOYER, SIEMENS-NIXDORF



Mounting rail with strips
Type K 284 / Module size 300




Mounting rail with strips
(closed joints)
Type K 100-300
Module size 100-300

dobner.

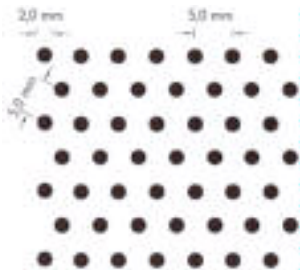
Metalldeckensysteme GmbH

Standard perforations




Hole pattern Rg 3019

Hole diameter 3.0 mm
Hole spacing 6.0 mm
Hole rows straight
Free cross-section 19.6%



Hole pattern Rv 2016

Hole diameter 2.0 mm
Hole spacing 5.0 mm
Hole rows diagonal offset 60.0°
Free cross-section 16.0%



Hole Pattern Rg 0501

Hole diameter 0.5 mm
Hole spacing 5.0 mm
Hole rows straight
Free cross-section 0.64 %

Ideal acoustic performance due to fibre free absorber technology



Rail connectors

Made of aluminium, black stoved-enamelled on both sides. The longitudinal joints of the mounting rail are firmly connected by clipping in the connector.

dobner.

Metaldeckensysteme GmbH

Extension springs

If a suspension depth greater than 1,500 mm is required, it will be necessary to use extension springs.

This allows infinite variation of the overall height even in the case of extremely long suspension depths.



Quick-action suspension brackets

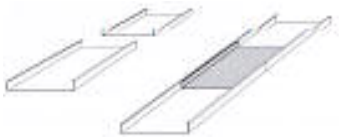
Made of galvanised steel with locking slide.

The minimum suspension height is 140 mm if using a suspension rod.



Suspension rods

Available with a length of 125 mm to 1,500 mm.

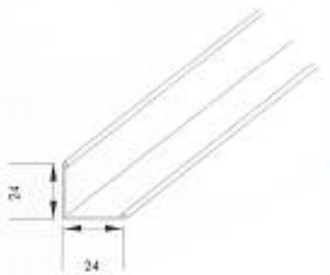


Strip connectors

Made of aluminium, black stove-enamelled on one side.

Wall angle sections

Available in all colours and with a maximum length of 3,000 mm.

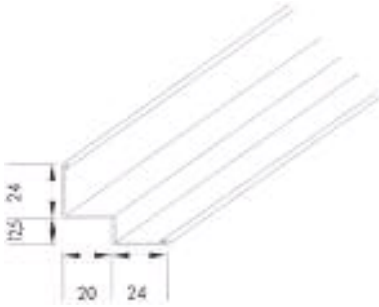


dobner.

Metalldeckensysteme GmbH

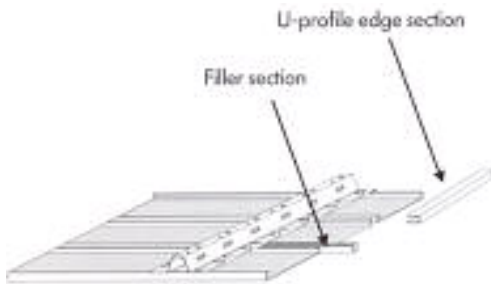
Stepped angle sections

Available in all colours and with a maximum length of 3000 mm.



U-profile edge sections and filler sections

Available in all colours and with a maximum length of 3000 mm.



Inspection hatches

for easy access to the space inside the ceiling. This new development ensures that the inspection hatches can be opened and closed without the use of tools.

Simply raising the inspection cover automatically releases the latch, and it can be closed again just as easily by pressing it upwards until the latch snaps shut. The process can be repeated any number of times without causing the slightest damage.

The carrier rails are already integrated into the inspection hatch so that the panels can be clipped into them after they have been fixed in position.

The following dimensions are available from stock:

300 x 300 mm
400 x 400 mm
500 x 500 mm
600 x 600 mm
800 x 800 mm
1000 x 1000 mm

Other measurements on request.

dobner.

Metalldeckensysteme GmbH

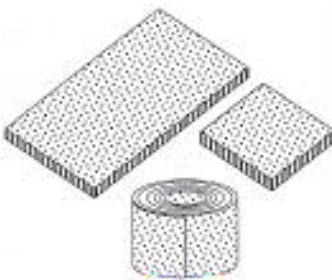


HOTEL FOYER, BALINGEN, GERMANY



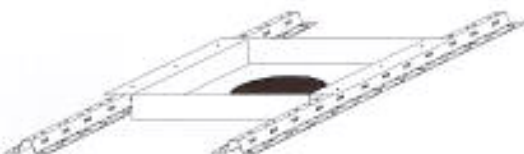
Sound-absorbing mats

material: mineral wool, 20 mm thick, black tissue welded in film on request.



Felted-fabric sound-absorbing elements

Material: Natural fibre, dyed fully black, drip-resistant and rot-resistant, easily cut-to-size, environment-friendly, fungicidal and chemical-resistant.

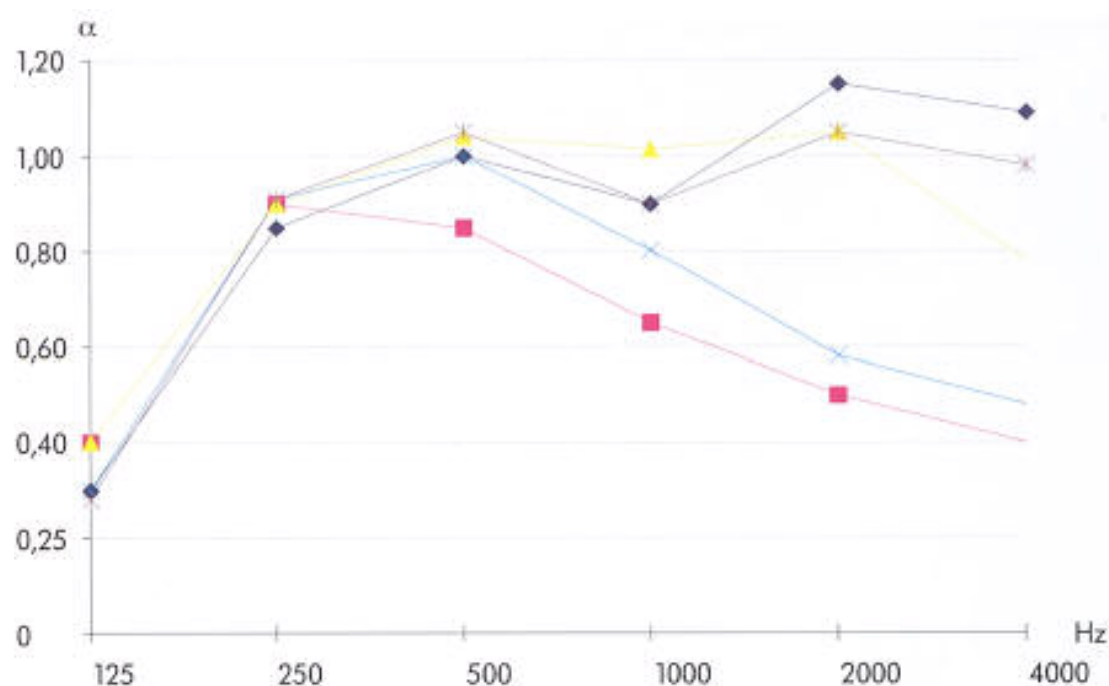


Additional modules

This module allows you to easily integrate spotlights, light fittings and loudspeakers in the strip ceiling.

dobner.

Metalldeckensysteme GmbH



- ◆ Strip Kp 84 / Module size 100 / perforated
Gap width 16 mm, acoustic boards 20 mm, ceiling cavity 200 mm
- Strip K 84 / Module size 100 / unperforated
Gap width 16 mm, acoustic boards 20 mm, ceiling cavity 200 mm
- * Strip Kp 134 / Module size 150 / perforated
Gap width 16 mm, acoustic boards 20 mm, ceiling cavity 200 mm
- × Strip K 134 / Module size 150 / unperforated
Gap width 16 mm, acoustic boards 20 mm, ceiling cavity 200 mm
- ▲ Strip K 100 / Module size 100 / closed
Gap width 16 mm closed, acoustic boards 20 mm, ceiling cavity 200 mm

dobner.

Metaldeckensysteme GmbH

Dobner aluminium strip ceilings, Types K 34/ K 84/ K 134/ K 184/ K 284

Item 1 approx.m² **dobner aluminium strip ceiling**, Type, (sharp-edged), 12.5 mm profile height, visible face matt white (similar to RAL 9010), stove-enamelled, rear site coated with protective paint, supply and professional installation of the above.

Supplier: Dobner Metalldeckensysteme GmbH, Puschkinallee 3, D-12435 Berlin
Fon +49 (30) – 421 98 140, Fax +49 (30) 421 98 145

K 34	Strip width 34 mm, joint 16 mm, module size 50 mm, thickness 0.5 mm
K 84	Strip width 84 mm, joint 16 mm, module size 100 mm, thickness 0.5 mm
K 134	Strip width 150 mm, joint 16 mm, module size 150 mm, thickness 0.5 mm
K 184	Strip width 184 mm, joint 16 mm, module size 200mm, thickness 0.6 mm
K 284	Strip width 284 mm, joint 16 mm, module size 300 mm, thickness 0.7 mm

Special colours in accordance with standard colour chart.

Top-hat-shaped steel mounting rails, 36 mm high, 0.5 mm thick, galvanised and black stove-enamelled (alternatively aluminium mounting rails 0.8 mm thick) are suspended from the structural soffit by means of suspension rods and quick-action suspension fixtures. Suspension height: cm.

The spacing between mounting rails is max. 1.20 m, and the spacing between suspension fixtures is max. 1.50 m.

The furring must be perfectly aligned.

The punched recesses in the mounting rails then serve to accommodate the strips.

Alternatively:

The strips are additionally perforated in order to improve sound absorption, hole 2 mm, hole spacing 5 mm diagonal, free cross-section 16 %. All perforated strip types have the designation **kp**.

Item 2 approx.m² Sound-absorbing covering made of mm thick mineral wool boards, visible face with black tissue.

Item 3 approx.m run Wall junctions, provision of the above with aluminium wall angle edge sections, dimensions 24 x 24 mm, material thickness 0.6 mm, stove enamelled in the colour of strips.

Item 4 approx.ea. Installation and mounting of the strip light fittings (ceiling luminaires) to be provided by the Owner (connection by electrical installation company). See construction drawing for light fitting distribution.

dobner.

Metalldeckensysteme GmbH

Dobner aluminium strip ceilings, Types K 100/ K 150/ K 200/ K 300

- Item 1 approx.m² **dobner aluminium strip ceiling**, Type, supply and professional installation of the above.
- The strips have a profile height of 12.5 mm, the visible face is matt white similar to RAL 9010) stove enamelled and the rear side is coated with protective paint.
Special colours on request
- Supplier: Dobner Metalldeckensysteme GmbH, Puschkinallee 3, D-12435 Berlin
 Fon +49 (30) – 421 98 140, Fax +49 (30) 421 98 145
- K 100 Strip base width 84 mm, closed joint 16 mm, module size 100 mm, thickness 0.5 mm
 K 150 mm
 K 200 Strip base width 134 mm, closed joint 16 mm, module size 150 mm, thickness 0.5 mm
 K 300 Strip base width 184 mm, closed joint 16 mm, module size 200 mm, thickness 0.6 mm
 Strip base width 284 mm, closed joint 16 mm, module size 300mm, thickness 0.7 mm
- The closed visible ceiling is produced by the outward flange of the U-shaped strip which engages behind the neighbouring strip. The strip is held firmly by six punched holes at each intersection between mounting rail and strip.
- Top-hat-shaped steel mounting rails, 36 mm high, 0.5 mm thick, galvanised and black stove-enamelled (alternatively aluminium mounting rails 0.8 mm thick) are suspended from the structural soffit by means of suspension rods and quick-action suspension fixtures. Suspension height: cm. The spacing between mounting rails is max. 1.20 m, and the spacing between suspension fixtures is max. 1.50 m. The furring must be perfectly aligned. The punched recesses in the mounting rails then serve to accommodate the strips.
- Item 1a approx.m² **dobner aluminium acoustic ceiling surfacing** made of strips, Type **kp**, supply and professional installation of the above; the strips are perforated for sound absorption, hole diameter 2 mm, hole spacing 5 mm diagonal, free cross-section 16 % (all perforated strip types have the designation kp).
- Item 1b approx.m² dobner aluminium acoustic ventilation ceiling surfacing made of panels. Type **kpl** 100 (module size 100 mm), supply and professional laying of the above. The flanges feature ventilation openings 3 x 8 mm, free ventilation cross-section 0.021 m²/m² ceiling area. The strips are perforated for sound absorption, hole diameter 2 mm, hole spacing 5 mm, free cross-section 16 %. Mineral wool strips, welded into black polythene film, are inserted in the strips for sound control. These mineral wool strips also seal the perforated ceiling strips. Otherwise as described in Item 1.
- Item 2 approx.m² Sound-absorbing covering made of mm thick mineral woolmats, visible face with black tissue.
- Item 3 approx. m run Wall junctions; provision of the above with aluminium wall angle edge sections, dimensions 24 x 24 mm, material thickness 0.6 mm, stove-enamelled in colour of the strips.
- Item 4 approx.ea. Installation and mounting of the strip light fittings (ceiling luminaires) to be provided by the Owner (connection by electrical installation company). See construction drawing for light fitting distribution.

dobner.

Metalldeckensysteme GmbH

Dobner aluminium strip, Type C 84

Item 1 approx.m² **dobner aluminium strip ceiling, Type C84**, (round edges), module size 100 mm. Strip with 84 mm, joint 16 mm, 0.5 mm thick, 16 mm high, visible face matt white (similar to RAL 9010), stove-enamelled, rear side coated with protective paint.

Special colours on request

Supplier: Dobner Metalldeckensysteme GmbH, Puschkinallee 3, D-12435 Berlin
Fon +49 (30) – 421 98 140, Fax +49 (30) 421 98 145

Top-hat-shaped steel mounting rails, 36 mm high, 0.5 mm thick, galvanised and black stove-enamelled (alternatively aluminium mounting rails 0.8 mm thick) are suspended from the structural soffit by means of suspension rods and quick-action suspension fixtures. Suspension height: cm.

The spacing between mounting rails is max. 1.20 m, and the spacing between suspension fixtures is max. 1.50 m.

The furring must be perfectly aligned.

The punched recesses in the mounting rails then serve to accommodate the strips.

Alternatively:

dobner aluminium strip ceiling, Type CP 84, (round edges), module size 100 mm, strip width 84 mm, joint 16 mm, 0.5 mm thick, 16 mm high, visible face matt white stove-enamelled, rear side coated with protective paint. The strips are additionally perforated to improve sound absorption, hole diameter 2 mm, hole spacing 5 mm, free cross-section 16%.

Item 2 approx.m² Sound-absorbing covering made of mm thick mineral wool mats, visible face with black tissue.

Item 3 approx.m run Wall junctions, provision of the above with aluminium wall angle edge sections, dimensions 24 x 24 mm, material thickness 0.6 mm, stove-enamelled in colour to match strips.

Item 4 approx.ea. Installation and mounting of the strip light fittings (ceiling luminaires) to be provided by the Owner (connection by electrical installation company). See construction drawing for light fitting distribution.

dobner.

Metalldeckensysteme GmbH

CREATIVITY AND QUALITY UNDER ONE ROOF



We can supply the following ceilings:

- dobner square tile ceiling
- dobner rectangular panel ceiling
- dobner wide strip ceiling
- dobner aluminium strip ceiling
- dobner open cell ceiling
- dobner sports strip ceiling

Certified according to
DIN EN ISO 9001



Certificate-register-no.
QA 051007125



Technischer Arbeitskreis Industrieller
Metalldeckenhersteller (TAIM) e.V.
Frankfurt/Main

dobner.

Metalldeckensysteme GmbH